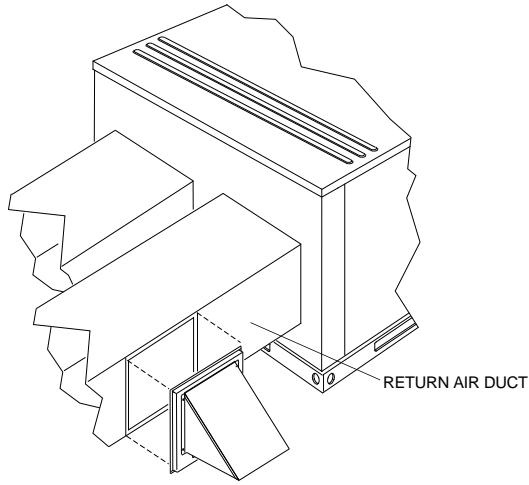
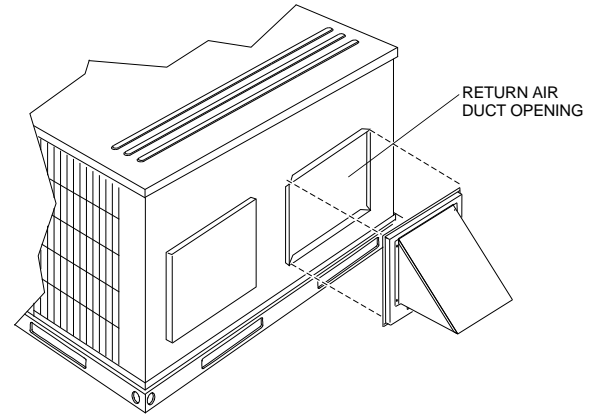


JOB NAME _____ LOCATION _____
 PURCHASER _____ ORDER NO. _____
 ENGINEER _____
 SUBMITTED TO _____ FOR: Reference Approval Construction
 SUBMITTED BY _____ DATE _____

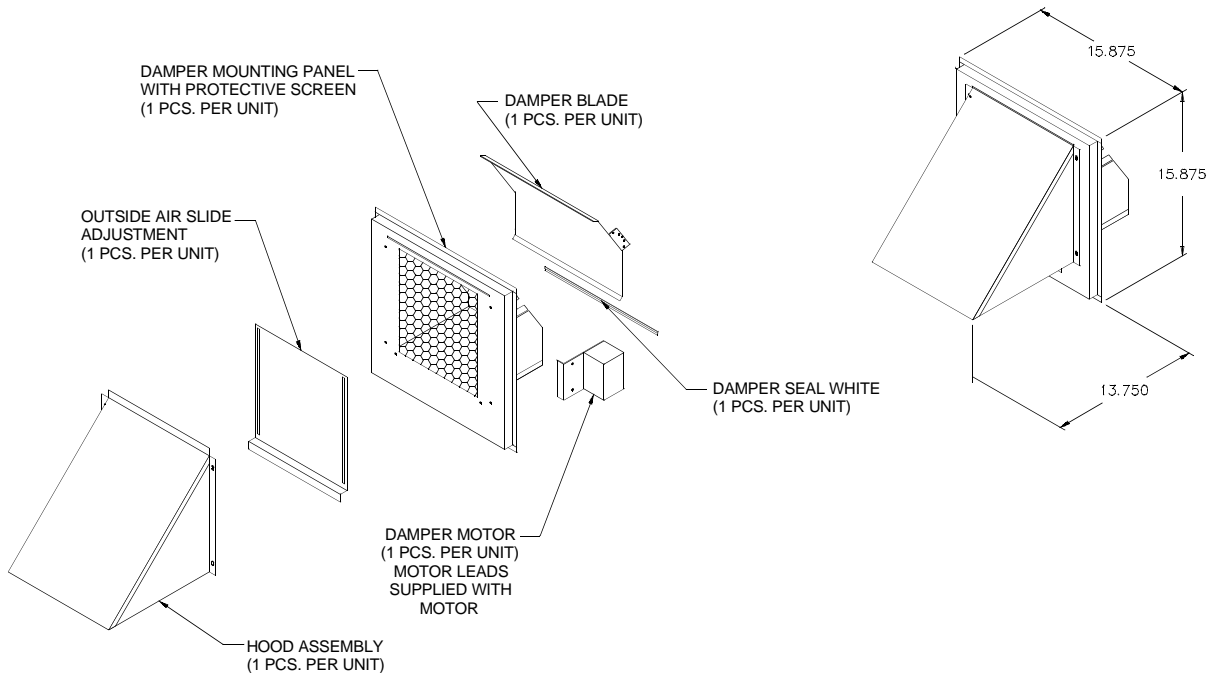
UNIT DESIGNATION: Schedule No. _____ MODEL NO. _____



SIDE RETURN AIR DUCT APPLICATION



DOWN SHOT RETURN AIR DUCT APPLICATION



NOTE:

The 0 - 50% motorized outside air system is designed to place over the return air side connection. No drilling on the unit is required. This unit incorporates a 2-position control motor that opens the intake damper when the indoor blower is energized. The amount of air is controlled by an outside air slide plate. The intake panel is fully insulated. The damper closes on power loss.

Subject to change without notice. Printed in the U. S. A.

**MOTORIZED FRESH AIR DAMPER
 MODEL 2FA08700124
 (0% thru 50% capability)**

FORM 530.46-SD15Y (1195)

Supersedes: Nothing

YORK®
 Heating and Air Conditioning