

SUMP PUMPS, EFFLUENT PUMPS AND SEWAGE PUMPS

FOR WATER REMOVAL

- Non-clogging vortex impeller on submersible models
- Premium vertical switch
- Thermal overload protected
- Cast iron or thermoplastic models available
- 100% factory tested for reliable operation



.3 - 1/2 HP

Up to 90 GPM

Lifts to 25 ft.

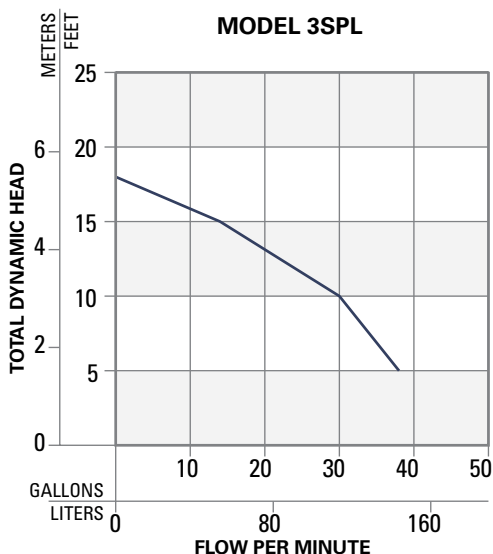


Streamlined Automatic Submersible Sump Pump

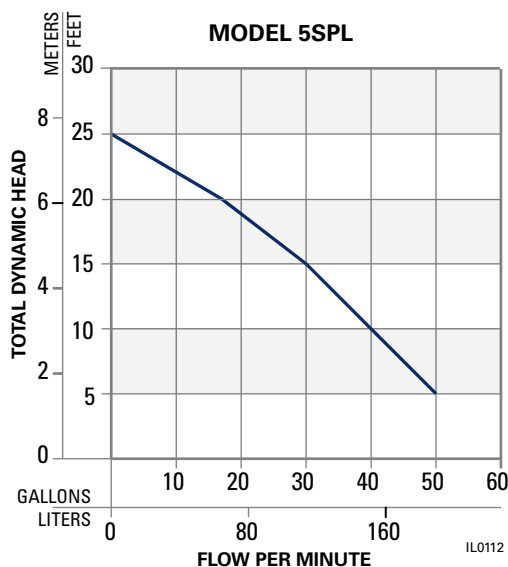


- Streamlined design easily fits into pits as small as 10" in diameter.
- Solid, buoyant float material and stainless steel float switch arm ensure long term reliability
- 3SPL .3 HP, 115V, 3.1 amps; 5SPL .5 HP, 115V, 5.0 amps
- Non-clogging vortex impeller effectively removes lint and debris
- Environmentally friendly, oil-free, high efficiency motor runs cooler and lasts longer
- Thermoplastic and stainless steel construction
- Thermal overload protection keeps motor from overheating.
- Waterproof cord with 3-prong grounded plug for easy replacement of pedestal pump in a wet environment.
- 1-1/2" NPT discharge - passes 3/8" solids.
- 100% water tested before shipment for reliable operation
- Maximum temperature for dewatering - 110°F (43°C)
- 1-year limited warranty.

Model	HP	Gallons Per Minute Lift Capacity		
		5 ft.	10 ft.	15 ft.
3SPL	.3	38	30	14
5SPL	.5	50	40	30



IL0111

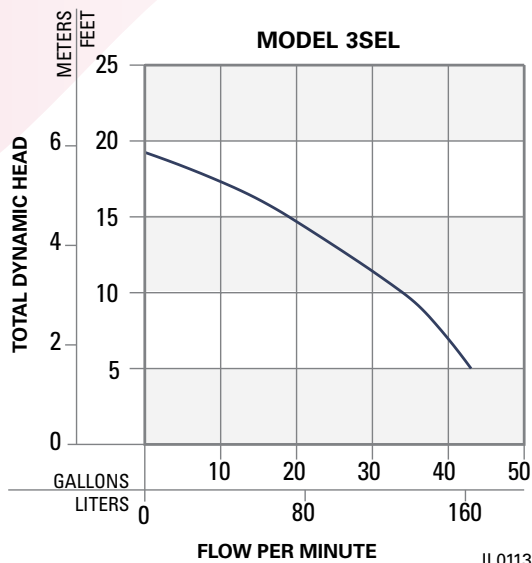


IL0112



Cast Iron Sump Pumps

Cast Iron Contractor Sump/Effluent Pumps



- Non-clogging vortex impeller passes 1/2" solids
- Corrosion-resistant, powder coated epoxy finish
- .3 HP, 115V, 9.7 amps
- Cast iron switch case, motor and pump housing for long life and quiet operation
- Solid, buoyant float material and stainless steel float switch arm ensure long term reliability
- 1-1/2" NPT discharge to meet commercial code requirements
- Thermal overload protection keeps motor from overheating
- 2-pole, float operated switch
- Maximum temperature for effluent or dewatering - 130°F (54°C)
- 1-year limited warranty.

Model	HP	Discharge Pipe Size	Gallons Per Minute Lift Capacity		
			5 ft.	10 ft.	15 ft.
3SEL	.3	1-1/2" *	43	34	19



- Premium vertical switch easily fits into pits as small as 10 inches in diameter
- Rugged cast iron motor housing for long life
- Highly efficient, overload protected, oil-filled motor
- Non-clogging vortex impeller effectively removes lint and debris
- All stainless steel hardware
- 1-1/2" NPT discharge - passes 3/8" solids
- 100% tested before shipment for reliable operation
- 1-year limited warranty

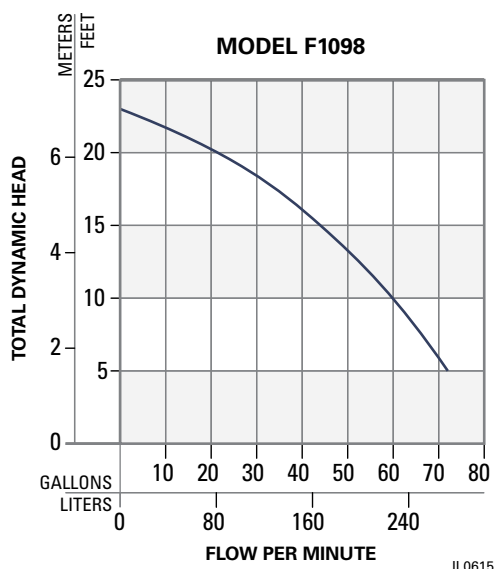
Model	HP	Discharge Pipe Size	Gallons Per Hour Lift Capacity		
			5 ft.	10 ft.	15 ft.
5SE	1/2	1-1/2"*	50	40	30



HIGH CAPACITY CONTRACTOR SUMP/EFFLUENT PUMP



- 1/2 HP, 115V, 9.4 amps
- Epoxy coated cast iron construction for long life
- Stainless steel components will not rust or corrode
- Thermal overload protection keeps motor from overheating
- Oil-filled, hermetically sealed high efficiency motor for dependable service
- 1-1/2" NPT discharge - passes 1/2" spherical solids
- 100% water tested before shipment for reliable operation
- Temperature rating: 130°F (54°C)
- 1-year limited warranty



Model	HP	Discharge Pipe Size	Gallons Per Minute Lift Capacity			
			5 ft.	10 ft.	15 ft.	20 ft.
F1098	1/2	1-1/2"	72	61	45	21

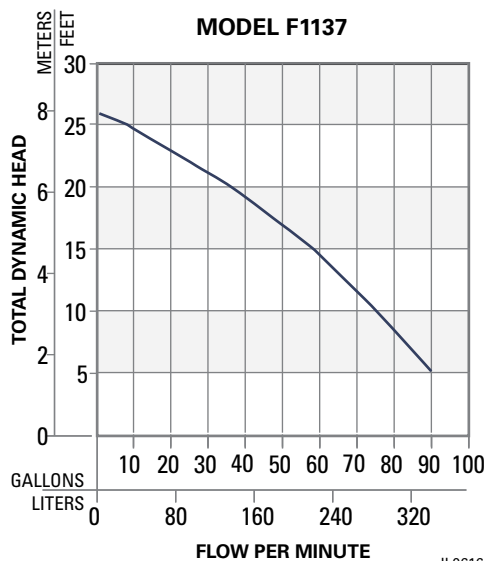


Sump / Dewatering Pump

High Head Contractor Sump/Dewatering Pump



- 1/2 HP, 115V, 10.7 amps
- Epoxy coated cast iron construction for long life
- Stainless steel components will not rust or corrode
- Thermal overload protection keeps motor from overheating
- Oil-filled, hermetically sealed high efficiency motor for dependable service
- Waterproof cord with grounded plug for easy replacement of pedestal pump in a wet environment
- 1-1/2" NPT discharge - passes 5/8" solids
- 100% water tested before shipment for reliable operation
- Temperature rating: 130°F (54°C)
- 1-year limited warranty



Model	HP	Discharge Pipe Size	Gallons Per Minute Lift Capacity				
			5 ft.	10 ft.	15 ft.	20 ft.	25 ft.
F1137	1/2	1-1/2"	90	75	58	36	8



Column Sump Pumps

Cast Iron and Thermoplastic Column Sump Pumps



3CE



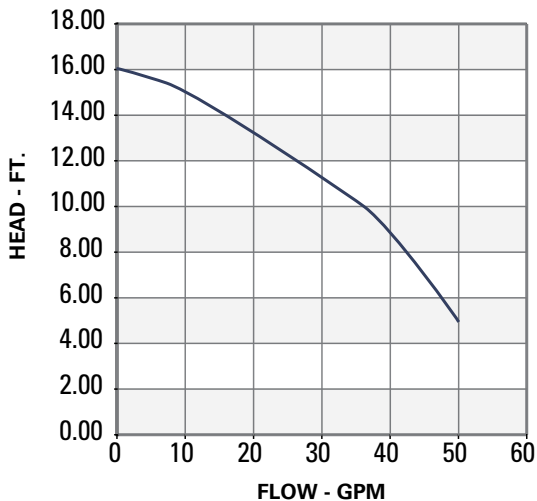
3CD



- Open type non-clogging multi-vane impeller
- Heavy duty motor - 115V, 60 cycle, single phase, 1725 RPM
- 3CE 1/3 HP, 4.0 Amps; 3CD 1/3 HP, 5.7 Amps
- Thermal overload protection keeps motor from overheating
- Waterproof cord with grounded plug
- Easily adjustable on/off float and rod type switch
- Top suction strainer filters out debris
- Durable shaft securely fits to impeller
- Operates in 130°F water continuously; 150°F intermittently
- Conveniently fits into 12" diameter pit
- 1-year limited warranty

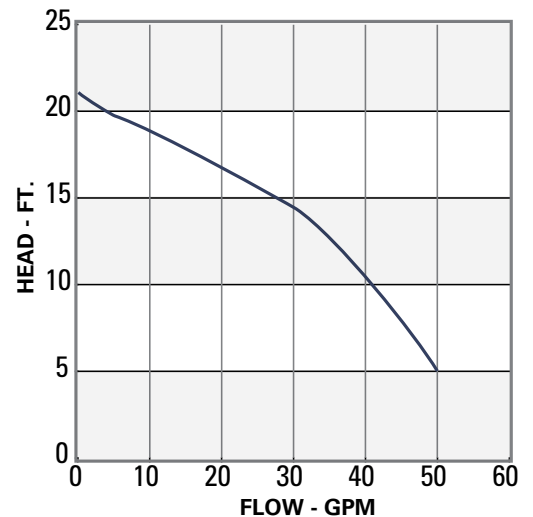
Model	HP	Base	Discharge Pipe Size	Gallons Per Minute Lift Capacity		
				5 ft.	10 ft.	15 ft.
3CE	1/3	Thermoplastic	1-1/4"	50	36	10
3CD	1/3	Cast Iron	1-1/2" *	50	41	22

MODEL 3CE



IL0617

MODEL 3CD



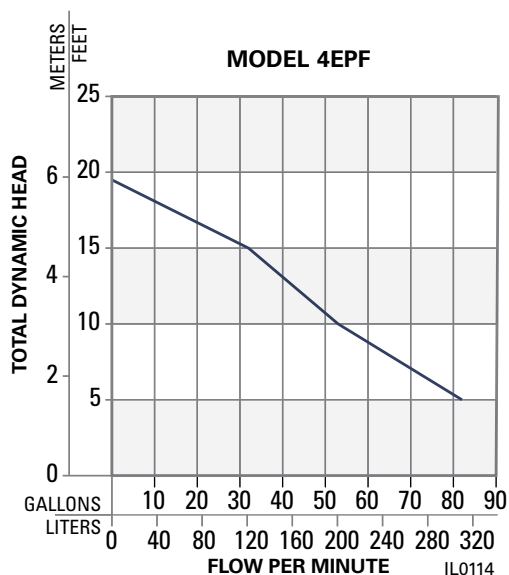
IL0618



.4 HP Submersible Sewage Ejector Pump



- Bottom suction inlet with vortex impeller
- 2" NPT discharge with 2" solids pumping capacity
- Double seal for reliable service and extended life
- Premium vertical float switch
- High efficiency, .4 HP, 115V, 60 Hz motor 5.5 amps
- Environmentally friendly oil-free motor runs cooler and lasts longer
- Thermal overload protects against overheating
- Waterproof power cord with grounded plug
- Temperature Rating: 110°F (43°C)
- 1-year limited warranty



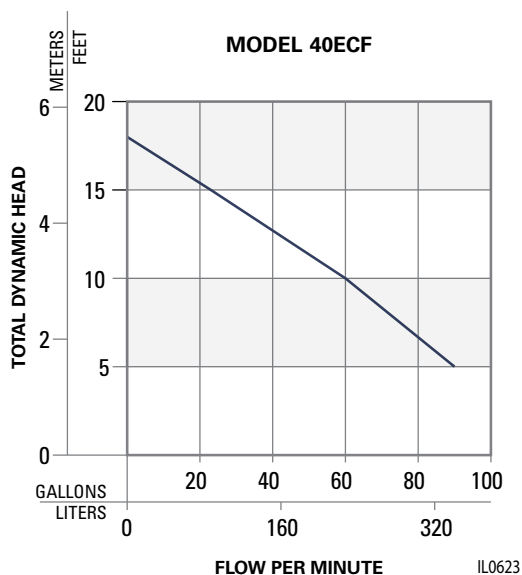
Model	HP	Gallons Per Minute Lift Capacity		
		5 ft.	10 ft.	15 ft.
4EPF	.4	82	53	32



Cast Iron Submersible Sewage Ejector Pump



- Rugged oil filled .4 HP, 115V, 60 Hz. motor 9.4 amps
- Thermal overload protects against overheating
- Epoxy coated, cast iron design dissipates motor heat for long life
- 2" discharge with 2" solids pumping capacity
- Bottom suction inlet with vortex impeller
- 15' waterproof power cord with grounded plug
- Ceramic and carbon seal for reliable service and extended life
- Temperature Rating: 130°F. (54°C.)
- 1-year limited warranty



Model	HP	Gallons Per Minute Lift Capacity		
		5 ft.	10 ft.	15 ft.
40ECF	.4	90	60	23

